



### District Report Card: 2017


<b>State:</b> West Bengal	<b>District:</b> Haora
<b>Class:</b> 8	<b>Subject:</b> Language
<b>Schools:</b> 51	<b>Students:</b> 1083


### Participation/Coverage


#### Students

<div>GENDER</div> <div></div>	Boys				Girls			
	Number		%		Number		%	
	512		47.28		571		52.72	

<div>AREA</div> <div></div>	Rural				Urban			
	Number		%		Number		%	
	799		73.78		284		26.22	

<div>CATEGORY</div> <div></div>	SC		ST		OBC		GEN	
	Number	%	Number	%	Number	%	Number	%
	259	23.92	9	0.83	81	7.48	734	67.77

<div>CWSN</div> <div></div>	LD	VI	HI	S&LD	ID	Oth
	0	1	2	3	1	1

<div>Management</div> <div></div>	Government			Government-aided		
	Number		%	Number		%
	342		31.58	741		68.42

### Average Performance of Students in Language (%)

Overall	Gender		Area		Management		Social Group			
	Male	Female	Rural	Urban	Govt.	Aided	SC	ST	OBC	GEN
55.94	57.81	54.26	53.62	62.46	55.96	55.92	51.02	62.96	54.73	57.72

### Performance on Learning Outcomes (LOs)

Learning Outcomes	Description	Average Performance(%)
L813	Read textual/non-textual materials with comprehension and identifies the details, characters, main idea and sequence of ideas and events while reading	55.94

Range of Performance of Students who Answered Correctly							
Below 30%		30% - 50%		50% - 75%		Above 75%	
Number	%	Number	%	Number	%	Number	%
179	16.53	243	22.44	428	39.52	233	21.51

### Lowest Performing Learning Outcomes (LOs)

1 - Read textual/non-textual materials with comprehension and identifies the details, characters, main idea and sequence of ideas and events while reading (55.94)